

T-MAX™

The first choice for interior plasters and decorative materials



PROFESSIONAL ADVANTAGES

- A very smooth finish:
A lot less scraping, up to 30% savings possible compared to manual work
- Up to 30 meter hose possible:
Spray a complete villa without moving your sprayer or material.
- Spray airless or air-assisted:
Applies almost all plasters without a compressor.
Spray decorative materials using an external compressor



T-MAX™

The first choice for interior plasters and decorative materials

The T-Max™ is a real solution for applying plasters, rather than just a spraying machine.

1 person handling

We designed this new sprayer, so that one person can use it: easy to handle, use and clean.

Professional finish

You'll be amazed by the high quality finish of the sprayed material, reducing scraping of the material to a minimum.

Comfort and efficiency

Not only that, the T-Max™ makes your work more comfortable and generates time savings up to 30% compared to the conventional application methods.

Using this innovative sprayer, you'll soon notice that this strong performer not only supports one person, but can easily support a team of 3 people, applying more than 500m² a day.



One-button control

Simple to operate: put the material in the hopper and choose Air-Assisted (green) or Airless mode (blue). Open your lance and off you go.



Hose

Extremely light and flexible. To tackle bigger jobs: the quick connecting camlock™ system allows you to safely extend hose length up to 30 meters by hand, without using extra tools. Allows complete spraying of a villa with two floors without moving your T-Max™.



Motor

Runs smoothly and only when material is needed. Thanks to the modular design, you can manually disconnect the motor, making it easier to carry for maintenance, or to stow away safely if not in use.

Handles

Mount the handle on the back to move around, or on the front to move like a wheelbarrow: great for climbing stairs!



Mixer mounting kit (optional)

Fix your personal mixer on the T-Max™; adapt the angle for optimal mixing without damaging the hopper. 2 sided mounting options. For interior and exterior mixing.

Hopper

Extra light and with cover, the polymer hopper does not rust. The round shape optimises material suction and is the best design for fast and complete mixing.

Hose hook

The hose hook ensures that your material hose always stays aligned with your sprayer. This makes it easier to get through narrow spaces.

The lance

Quick and clean, opening/closing avoids spitting. The horizontal design generates optimal material passing, avoiding material clogs. Very light and extremely easy to handle.

GOOD TO KNOW

Optimal cleaning design

Our designer team has made sure that daily cleaning is effortless. After rinsing with water, flush the hopper with the large plug. The hopper can easily be disassembled. No need to explain the advantages. The cleaning balls are part of the T-MAX™ packages. Use these to clean your hoses. The special shaped T-MAX™ scraper helps you remove the remaining pieces of dry material. Last but not least: a special tool is delivered to clean the inside of the material filter.

Airless advantages

The very restricted spray fan is typical of airless spraying. This allows you to spray very closely around all obstacles such as windows, doors and other fixed decorations. Simply by moving forwards or backwards from the surface, decide yourself on the width of the spray fan. Close up means a small fan, further away means a wider spray pattern. You will not only need less taping, but also less scraping around all kind of objects on the wall.

TIP!


Mount the Fine Finish Kit at the end of the lance whilst spraying air-assisted.

A round spray pattern is typical when spraying decorative material with a compressor and an air nozzle: it's difficult to control and not easy to get an even finish. Experience the difference with Graco's Fine Finish kit. This kit transforms the round spray pattern into a controlled spray fan. Spray decorative materials with airless.

www.graco.be

Materials & Applications

The T-MAX™ has been specifically designed to apply most interior plasters and fillers. Using the T-MAX™ in combination with an external compressor, decorative plasters with particles up to 1.5 mm can be sprayed also. The T-MAX™ has been tested and approved to spray the most demanding plasters, mixed or premixed, that are currently on the market.



SmartControl™

The SmartControl™, the electronical brain of the T-MAX™, adjusts the motor to maintain an even spray pattern, which guarantees a constant finish. Browsing through the menu, the display shows interesting information such as pressure, material usage and error codes (self-diagnosis).





T-MAX™ Accessories

Get the most out of your equipment, using our professional accessories

Improve your finishing quality

Guns

Depending on the size of the job or the kind of material you apply, you might want to choose more comfort rather than performance.



256383 Lance with filter 30 mesh, HDA651 RAC X™ tip and RAC X™ tip guard

Filters

Using filters prevents dirt entering the spraying system. They minimize possible tip clogs and optimise the quality of your finish.



289922 Texture filter 18 mesh, with scraper
289923 Texture filter 30 mesh, with scraper
15U047 Material strainer hopper




Tips & Guards

HDAxxx Brown RAC X™, heavy duty tip
246215 Guard RAC X™ 7/8" threads (GRACO)
246437 Guard RAC X™ 11/16" threads
246453 Kit gasket and seat (5 sets)



Air Nozzles

For perfect finishing with decorative materials



287227 Fine Finish spray set
248888 Kit, nozzle, 3 mm
248524 Kit, nozzle, 4 mm
248525 Kit, nozzle, 6 mm
248526 Kit, nozzle, 8 mm
248527 Kit, nozzle, 10 mm

Extend your reach




Extensions

Ceilings, high walls... no scaffolding needed

232121 till 232125

Heavy duty extensions available in 0,25/0,5/1/1,5 and 2 meters



Hoses

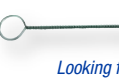

No longer dragging bags

289959 3 m x 3/4" whip hose
289960 5 m x 1" material hose
289961 10 m x 1" material hose
248557 15 meter air hose
15U027 Air hose connection
289823 Bag roller kit
289931 Mixer mounting kit
289946 Hopper 506 (76l)
289947 Hopper 657 (106l)

Get your sprayer in optimal condition for the next job

Cleaning and maintenance

Specially developed to extend the life of your sprayer



248515 Cleaning ball
121543 Flex scraper
277789 Filter scraper
206994 TSL™ 0.25 l
206995 TSL™ bottle of 1 l
253574 Pump Armor™ 1 l
248395 Air nozzle cleaner

Looking for more detailed info? See our Airless Accessories brochure 300672

T-Max™

READY TO SPRAY, the T-MAX™ ships with:

- Hopper, lance, material hose 5 or 10* meter *1", 3 meter * 3/4" whip hose.
- 15m X 3/8" air hose, 18 mesh material filter.
- Heavy Duty Airless Spray Set with: Blue RAC X guard, RAC X Tip HDA651/HDA661*, 30 mesh material filter.
- Fine Finish Air-Assisted Spray Set with: 4mm air nozzle, air nozzle guard, 4 different fan-pattern discs.
- Cleaning Set: flex scraper, filter scraper, cleaning ball, brush, air nozzle cleaner.

* On the T-MAX™ 657

Find this unit at:

Specifications



Part Numbers:

for Euro version - 220 V

for Multi cord version

for UK - 110 V

Max. working pressure

Max. tip size (with 8 meter hose)

Max. fluid flow (depending on material density)

Hopper capacity

Weight (including hose + lance)

Max. hose length**

Max. air working pressure

T-Max™ 506

T-Max™ 657

255796

255794

255798

50 bar

"651

6.4 lpm

4 bags - 60 l

64 (75) kg

15 m

17 bar

255797

255795

255799

65 bar

"661

7.2 lpm

6 bags - 90 l

66 (81) kg

30 m

17 bar

** Average: max hose length strongly depending on material